

Impala

BEL AIR, BISCAIYNE, CAPRICE, EL CAMINO

PARTS & ACCESSORIES CATALOG



Classic
INDUSTRIES

Parts & Accessories

OER ORIGINAL
EQUIPMENT
REPRODUCTION
AUTHORIZED DISTRIBUTOR

CALL TOLL-FREE OR
ORDER ONLINE TODAY **1-800-854-1280** | classicindustries.com

New Product Showcase



1965-76 Steering Coupling Joint

A worn out steering coupling joint will cause your vehicle's steering to become sloppy. This reproduction will fit 1965-76 models with power steering. Features 12-point bolt and includes plastic coupler insert tool. For 1 3/16" shaft, 36 spline, 3-1/4" diameter.

7828871 1965-76 w/power steering... 29.99 ea



1959-69 Steering Coupling Joint

This steering coupling joint is required to connect the steering column box to the steering column. Features 12-point bolt and includes plastic coupler insert tool. For 3/4" shaft, 32 spline, 3-5/32" diameter.

7806391 1959-64 w/power steering... 39.99 ea

7806391 1959-64 w/manual steering... 39.99 ea

7806391 1965-69 w/manual steering... 39.99 ea



1970-79 Steering Coupling Joint

A worn out steering coupling joint will cause your vehicle's steering to become sloppy. This reproduction fits 1970-79 models with manual steering. Features 12-point bolt and includes plastic coupler insert tool. For 3/4" shaft, 15 spline, 3-1/4" diameter.

7818568 1970-79 w/manual steering... 29.99 ea



1977-96 Steering Coupling Joint

A worn out steering coupling joint will cause your vehicle's steering to become sloppy. This reproduction fits 1977-96 models with power steering or manual steering. Features 12-point bolt and includes plastic coupler insert tool. For 3/4" shaft, 15 spline, 2-7/8" diameter.

7826542 1977-96 all... 29.99 ea



1960-68 OEM Style Power Steering Pump Cap

Reproduction of the original power steering pump cap for various GM models from 1960-68 including full size Chevrolet car models. This is not a factory service replacement or aftermarket cap, this is a reproduction of the OEM style cap with an exact metal design with the small ears, just like from the factory. Features the correct wording as original.

15130 1960-68... 19.99 ea



Delco-Remy Marking



1961-69 Direct Fit Horn Assemblies

Reproduction direct fit horn assemblies for 1961-69 Chevrolet Impala/full size models. Manufactured to factory specifications to produce correct high and low note. Finished in semi-gloss black and includes correct brackets for superior fit and original appearance. These licensed reproductions feature the Delco/Remy logo as original.

35194 1961 129.99 pr

35195 1962 129.99 pr

35191 1963 129.99 pr

35193 1964 129.99 pr

35200 1965 129.99 pr

35221 1969 129.99 pr



1982-96 Hood Latch Assembly

Your choice of an original GM or reproduction hood latch assembly for 1982-96 Impala/full size models. Each latch is designed as a direct replacement for your worn or inoperative original.

Note: With inside hood release only.

G6242 1982-96 GM 65.99 ea

T70495 1982-96 Reproduction 14.99 ea



1958-74 Turn Signal Levers

Replace your old worn out or pitted turn signal lever with these quality reproductions.

Note: *For Impala SS and Caprice models only.

CX5036 1958 9.99 ea

CX1183 1959-60 12.99 ea

3783459 1959-65 w/tilt wheel.... 18.99 ea

3854303 1963-66 w/o tilt wheel... 15.99 ea

3849579 1965-67 w/tilt wheel.... 19.99 ea

3909580 1967 w/tilt wheel.... 16.99 ea

3961517 1968-70 all... 14.99 ea

14005066 1971-74 18.99 ea



Pick Up Layers of Dust with One Sweep!

An easy way of keeping your vehicle clean and free of dust, looking like it was just washed. It's specially-treated cotton fibers lift dust off the surface without scratching the paint, even delicate lacquers. The more you use it, the better it works! Regular use maintains your car's appearance while significantly reducing frequency of washings.

62441 large duster 16.99 ea

62443 mini duster 8.99 ea

62444 buy both dusters & save! 23.99 set



23077



1966 Caprice Upholstery

Reproduction seat upholstery set for 1966 Caprice two door sedans. Features Madrid grain vinyl with cloth inserts sewn with the correct double pleats and seat buttons. Includes pre-installed listings for a smooth installation. Made in USA.

Split Bench

16262 1966 blue 869.99 set

16263 1966 fawn 869.99 set

16264 1966 black 869.99 set

Strato-Bench w/ center armrest

23077 1966 black 869.99 set

23078 1966 fawn 869.99 set

23079 1966 blue 869.99 set

New Product Showcase

152991



detail view of rear

detail view of front

1959-61 Stainless Rocker Moldings

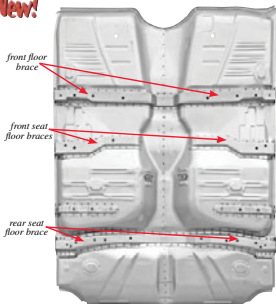


Reproduction stainless steel rocker moldings for 1959-61 fullsize models. Feature factory style contours, pre-punched mounting holes where applicable, and are manufactured in 24 gauge number 8 mirror finish stainless steel. Mounting hardware is included. Made in the USA.

Note: Shipped double oversize.

152991	1959-60	751.99	pr
152992	1961	751.99	pr

New!



bottom view of 1961-64 floor pan

Floor pan features:

- 1 full front floor brace
- 2 25" front seat floor braces (LH and RH)
- 2 18" rear seat floor braces (LH and RH)
- 1 full rear floor brace



1961-70 Full Floor Pan Assemblies

Reproduction floor pan assembly for all 1961-70 Impala/full size Chevrolet models. Each full-length floor pan is die-formed from heavy gauge galvanized steel and features under rear seat pans that are spot welded with full underside bracing attached. The assembly is designed to allow the restorer the freedom to replace the floor pan section from front to back without piecing it together by using small sections. Assembly also features the holes and mounting nuts for seat and seat belt attachment. Replace your rusted or damaged floor pan with this high quality one piece floor pan. Each floor pan is finished with a rust preventative coating.

Important: Welding is required for installation.


Note: Shipped truck freight. *No further discounts apply.

EDP Coated Floor Pans


152676	1961-64	with under floor bracing	849.99	ea
B12020	1961-64	without under floor bracing	259.99	ea
14746A	1965-70	with under floor bracing	1029.99	ea

Weld-Thru™ Coated Floor Pans

152676W	1961-64	with under floor bracing	1549.99	ea
14746W*	1965-70	with under floor bracing	1349.99	ea



TR102101



TR102103

1958-64 Full Size 4 Wheel Disc Brake Conversion

Looking to convert your classic Chevrolet full size to 4-wheel disc brakes? This conversion is the answer. These sets rotors, master cylinder, proportion valve and brake booster. Available in manual or power brake systems, and as a standard setup with plain rotors or with cross drilled/slotted rotors and black powder coated calipers or with cross drilled/slotter rotors, black powder coated calipers and chrome master cylinder (and booster on power systems). Sets with cross drilled/slotter rotors also include braided stainless flex hoses.

Note: Shipped double oversize.

Power Brakes

Gold Master/Booster			
TR102101	1958	standard rotor	natural caliper..... 849.99 set
TR102102	1958	drilled/slotter rotor	black caliper..... 1049.99 set
TR104101	1959-64	standard rotor	natural caliper..... 849.99 set
TR104102	1959-64	drilled/slotter rotor	black caliper..... 1049.99 set

Chrome Master/Booster

TR102103	1958	drilled/slotter rotor	black caliper..... 1134.99 set
TR104103	1959-64	drilled/slotter rotor	black caliper..... 1134.99 set

Manual Brakes

Gold Master/Booster			
TR102111	1958-64	standard rotor	natural caliper..... 849.99 set
TR102112	1958-64	drilled/slotter rotor	black caliper..... 979.99 set
Chrome Master/Booster			
TR102113	1958-64	drilled/slotter rotor	black caliper..... 1064.99 set

CHANGE SERVICE REQUESTED



CALL TOLL-FREE OR
ORDER ONLINE TODAY

1-800-854-1280 | classicindustries.com



1958-62 Fenton 6 Cylinder Headers

Classic Fenton high performance headers are here. These quality cast iron headers split single 6 cylinder exhaust systems into a high-flow, high-performance dual exhaust system. Fits all 1958-62 Chevrolet 6 cyl 216, 235, and 261 cid engines.

AJ5312	Fenton 6 cyl headers.....	229.99 pr
AJ5313	Fenton header bolt set.....	6.99 set



B6263 top view



B6263 features trunk side drop-off extensions and gas tank strap brackets



1962-64 Full Trunk Floor Pans w/Rear Brace & Side Extensions

When things start falling through the holes in your full size Chevrolet's trunk floor, maybe its time to replace it! This replacement steel panel is just what you'll need to get your trunk floor back into shape. It is manufactured with original gauge steel featuring side drop-off extensions and the rear cross brace. These replacement panels will fit 1962-64 full size models except wagons.

Note: Shipped truck freight.

B6262A	1962	EDP coated.....	449.99 ea
B6262W	1962	Weld Thru coated.....	499.99 ea
B6263	1963	EDP coated.....	419.99 ea
B6263W	1963	Weld Thru coated.....	459.99 ea
B6264	1964	EDP coated.....	449.99 ea
B6264W	1964	Weld Thru coated.....	499.99 ea


★ **Outdoor Use**
★ **Four Layers of Protection**



FREE
\$20.00 value



Now available
in Blue, Gray or Tan



Our exclusive soft cotton lining provides added protection against dings and scratches.

WeatherBlocker™
Plus

DEER AUTHORIZED

WeatherBlocker Plus Car Covers

The ultimate combination of protection and value! Designed for outdoor use, the Weather Blocker cover is manufactured using a durable non-woven 4 layer material that provides a high level of protection against outdoor elements. The fourth layer is a soft cotton backing that further protects against scratches and dings. Each cover is sewn with double-stitched seams that are strong and durable. Neoprene elastic is sewn into the front and rear hems to help secure the cover in place. Breathable and lightweight, Weather Blocker offers increased water resistance and protection from the sun's UV rays. Non-scratch grommets are installed on each cover to allow the use of your tie-strap or lock. Specify blue, gray or tan.

MT8500G	1958	2 door.....	Reg. 170.00	159.99 ea
MT8501G	1958	4 door.....	Reg. 170.00	159.99 ea
MT8502G	1959-60	2 door, 4 door.....	Reg. 170.00	159.99 ea
MT8503G	1961-64	2 door.....	Reg. 170.00	159.99 ea
MT8504G	1965-71	2 dr, 4 dr - exc. fastback ...	Reg. 170.00	159.99 ea
MT8506G	1977-90	2 door, 4 door.....	Reg. 170.00	159.99 ea
MT8517G	1991-94	2 door, 4 door.....	Reg. 170.00	159.99 ea
MT8510G	1995-96	2 door, 4 door.....	Reg. 170.00	159.99 ea

